

# AZ2150

## 40A MINIATURE POWER RELAY



### FEATURES

- 40 Amp switching capability
- 1 Form A, B and C contacts available
- DC coils to 120 VDC
- Life expectancy to 10 million operations
- Class B insulation standard
- Class F (155°C) version available
- Available with an epoxy seal for automatic wave soldering and immersion cleaning
- Proof Tracking Index (PTI/CTI) 175
- UL, CUR file E44211 including versions meeting UL 508 and UL 873 spacing and contact rating requirements; VDE 132710 ÜG (some models)

### CONTACTS

<b>Arrangement</b>	SPDT (1 Form C) SPST (1 Form A and 1 Form B)
<b>Ratings</b>	Resistive load: Max. switched power: 900 W or 10000 VA Max. switched current: 40 A (Form A) 30 A (Form B) Max. switched voltage: 30 VDC or 300 VAC <b>UL Rating:</b> See chart for UL contact ratings. AZ2150 Series meets UL 508 Group A spacing and UL 873 refrigeration and safety control requirements. AZ2151 Series meets UL 508 Group B spacing requirements. <b>VDE Rating:</b> AZ2150-1A - 25 A at 250 VAC, 10k cycles, resistive AZ2150-1C - 20 A at 250 VAC, 10k cycles, resistive
<b>Material</b>	Silver cadmium oxide
<b>Resistance</b>	< 20 milliohms initially (at rated current, voltage drop method)

### GENERAL DATA

<b>Life Expectancy</b> <b>Mechanical</b> <b>Electrical</b>	Minimum operations 1 x 10 <sup>7</sup> 1 x 10 <sup>5</sup> at 30 A 120 VAC Res. (N.O.)
<b>Operate Time (max.)</b>	Max. 12 ms Typical: 8 ms
<b>Release Time (max.)</b>	Max. 5 ms Typical: 3.5 ms
<b>Dielectric Strength (at sea level for 1min)</b>	2500 Vrms contact to coil 1500 Vrms between open contacts
<b>Insulation Resistance</b>	1000 megohms min. at 500 VDC, 20°C 50% RH
<b>Dropout</b>	Greater than 10% of nominal coil voltage
<b>Ambient Temperature</b> <b>Operating</b> <b>Storage</b>	At nominal coil voltage -55°C (-67°F) to 100°C (212°F) Class B -55°C (-67°F) to 125°C (257°F) Class F -55°C (-67°F) to 130°C (266°F) Class B -55°C (-67°F) to 155°C (311°F) Class F
<b>Vibration</b>	0.062" DA at 10–55 Hz
<b>Shock</b>	20 g
<b>Enclosure</b>	P.B.T. polyester
<b>Terminals</b>	Tinned copper alloy
<b>Max. Solder Temp.</b>	270°C (518°F)
<b>Max. Solder Time</b>	5 seconds
<b>Max. Solvent Temp.</b>	80°C (176°F)
<b>Max. Immersion Time</b>	30 seconds
<b>Weight</b>	25 grams

### COIL

<b>Power</b> <b>At Pickup Voltage (typical)</b> <b>Max. Continuous Dissipation</b> <b>Temperature Rise</b>	500 mW 2.2 W at 20°C (68°F) ambient 1.8 W at 40°C (104°F) ambient 43°C (77°F) at nominal coil voltage
<b>Temperature</b>	Max. 130°C (266°F) Class B Max. 155°C (311°F) Class F

### NOTES

1. All values at 20°C (68°F).
2. Relay may pull in with less than "Must Operate" value.
3. Unsealed relays should not be dip cleaned.
4. Other coil resistances and sensitivities available upon request. Please call the factory.
5. Specifications subject to change without notice.



**AMERICAN ZETTLER, INC.**

[www.azettler.com](http://www.azettler.com)

75 COLUMBIA • ALISO VIEJO, CA 92656 • PHONE: (949) 831-5000 • FAX: (949) 831-8642 • E-MAIL: SALES@AZETTLER.COM

11/30/05W

# AZ2150

## RELAY ORDERING DATA

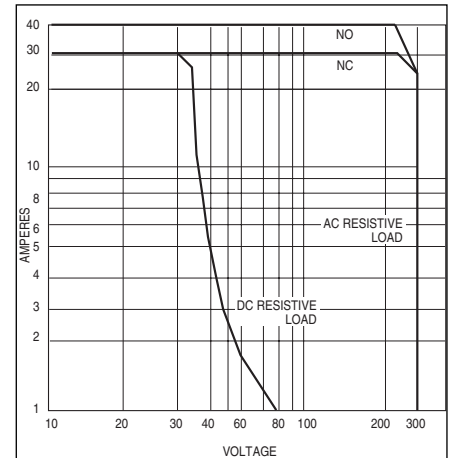
STANDARD RELAYS: 1 Form A (SPST): 1/8" Clearance, 1/4" Creepage					
COIL SPECIFICATIONS				ORDER NUMBER*	
Nominal Coil VDC	Max. Continuous VDC	Coil Resistance $\pm 10\%$	Must Operate VDC	Unsealed	Sealed
5	7.3	27	3.75	AZ2150-1A-5D	AZ2150-1A-5DE
6	8.9	40	4.5	AZ2150-1A-6D	AZ2150-1A-6DE
9	13.9	97	6.75	AZ2150-1A-9D	AZ2150-1A-9DE
12	17.5	155	9.0	AZ2150-1A-12D	AZ2150-1A-12DE
15	22.5	256	11.25	AZ2150-1A-15D	AZ2150-1A-15DE
18	27.4	380	13.5	AZ2150-1A-18D	AZ2150-1A-18DE
24	36.1	660	18.0	AZ2150-1A-24D	AZ2150-1A-24DE
48	68.4	2,560	36.0	AZ2150-1A-48D	AZ2150-1A-48DE
70	104.4	5,500	52.5	AZ2150-1A-70D	AZ2150-1A-70DE
110	163.2	13,450	82.5	AZ2150-1A-110D	AZ2150-1A-110DE

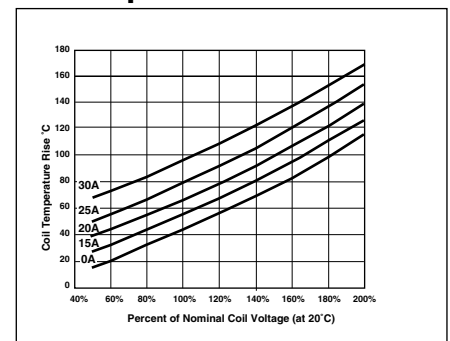
STANDARD RELAYS: 1 Form A (SPST): 1/16" Clearance, 1/8" Creepage					
COIL SPECIFICATIONS				ORDER NUMBER*	
Nominal Coil VDC	Max. Continuous VDC	Coil Resistance $\pm 10\%$	Must Operate VDC	Unsealed	Sealed
5	7.3	27	3.75	AZ2151-1A-5D	AZ2151-1A-5DE
6	8.9	40	4.5	AZ2151-1A-6D	AZ2151-1A-6DE
9	13.9	97	6.75	AZ2151-1A-9D	AZ2151-1A-9DE
12	17.5	155	9.0	AZ2151-1A-12D	AZ2151-1A-12DE
15	22.5	256	11.25	AZ2151-1A-15D	AZ2151-1A-15DE
18	27.4	380	13.5	AZ2151-1A-18D	AZ2151-1A-18DE
24	36.1	660	18.0	AZ2151-1A-24D	AZ2151-1A-24DE
48	68.4	2,560	36.0	AZ2151-1A-48D	AZ2151-1A-48DE
70	104.4	5,500	52.5	AZ2151-1A-70D	AZ2151-1A-70DE
110	163.2	13,450	82.5	AZ2151-1A-110D	AZ2151-1A-110DE

\* Substitute "1B" or "1C" in place of the "1A" to indicate 1 Form B and 1 Form C respectively. To indicate Class F version, add suffix "F".

## Maximum Switching Capacity



## Coil Temperature Rise

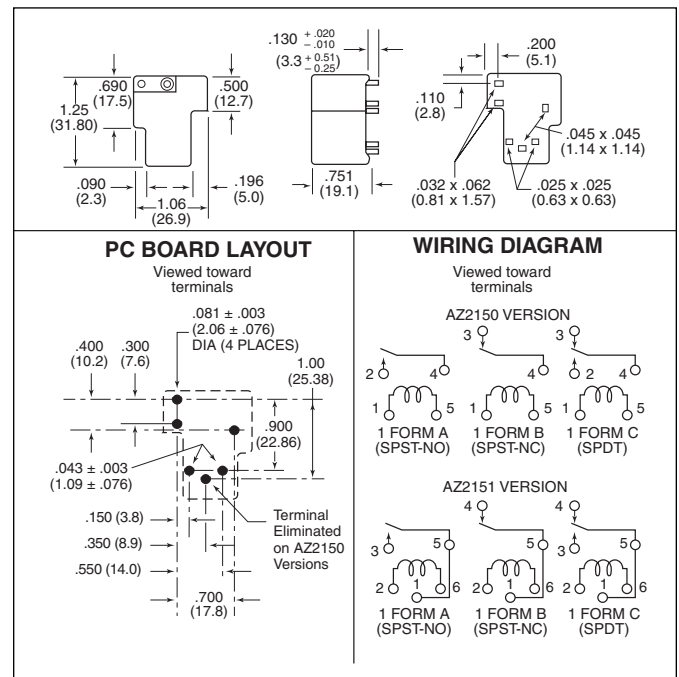


## UL/CUR File E44211 Approved Contact Ratings

Load Type	Cycles	Volts	Form A (NO)	Form B (NC)	Form C						
					NO	NC					
General Purpose (Inductive)	100,000	125 or 240 VAC	30 A	15 A	30 A	15 A					
	30,000	277 VAC	30 A	30 A	30 A	30 A					
Resistive	100,000	125 or 240 VAC	30 A	15 A	30 A	15 A					
	100,000	30 VDC	20 A	10 A	20 A	10 A					
	100,000	277 VAC	20 A	—	—	—					
	100,000	240 VAC	15 A	—	—	—					
	6,000	250 VAC	40 A	—	40 A	—					
Ballast	6,000	277 VAC	6 A	3 A	6 A	3 A					
	Pilot Duty	6,000	125 VAC	800 VA	290 VA	800 VA	290 VA				
		30,000	125 VAC	800 VA	—	690 VA	—				
		100,000	125 VAC	690 VA	—	470 VA	275 VA				
Motor Load	6,000	240 VAC	1152 VA	768 VA	1152 VA	768 VA					
	100,000	277 VAC	764 VA	—	764 VA	—					
	6,000	125 VAC	1 HP	1/4 HP	1 HP	1/4 HP					
	6,000	240 VAC	3 HP	1 HP	2 HP	1 HP					
Definite Purpose (LRA-Locked Rotor)	30,000	125 VAC	96 LRA	33 LRA	60 LRA	33 LRA					
	100,000	125 VAC	30 FLA	10 FLA	20 FLA	10 FLA					
			82.8 LRA	—	82.8 LRA	—					
	27 FLA	—	—	—	—	—					
30,000							240 VAC	80 LRA	33 LRA	60 LRA	33 LRA
100,000							277 VAC	30 FLA	10 FLA	20 FLA	10 FLA
	60 LRA	—	60 LRA	—							
Tungsten	6,000	125 VAC	15 A	—	15 A	3 A					
	6,000	240 VAC	5 A	—	5 A	3 A					
	6,000	120 VAC	—	3 A	—	—					
	6,000	240 VAC	—	3 A	—	—					
TV-5	25,000	120 VAC	TV-5	—	TV-5	TV-3					
TV-3	25,000	120 VAC	—	TV-3	—	TV-3					

Note: See AZ2100 Data Sheet for more complete UL and CUR approved contact ratings.

## MECHANICAL DATA



Dimensions in inches with metric equivalents in parentheses. Tolerance:  $\pm .010$ "



# AMERICAN ZETTLER, INC.

[www.azettler.com](http://www.azettler.com)

75 COLUMBIA • ALISO VIEJO, CA 92656 • PHONE: (949) 831-5000 • FAX: (949) 831-8642 • E-MAIL: SALES@AZETTLER.COM